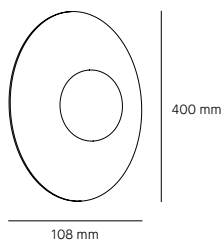
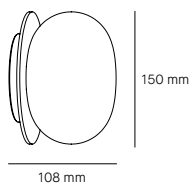


Knock



Milan



Knock 15 W.

Ø 150 | H. 108 mm
1 x G9 Bulb retrofit



LED 4,8 W Code 2024 | CRI 80
600 lumens | 2.700 K
Not dimmable



LED 3,5 W Code 2990 | CRI 80
350 lumens | 2.700 K
Dimmable
Class I: Basic insulation

Finishes

6712 ● Ash wood /
Matt black laquering

Knock 40 W.

Ø 400 | H. 108 mm
1 x G9 Bulb retrofit



LED 4,8 W Code 2024 | CRI 80
600 lumens | 2.700 K
Not dimmable



LED 3,5 W Code 2990 | CRI 80
350 lumens | 2.700 K
Dimmable
Class I: Basic insulation

Finishes

6713 ● Ash wood /
Matt black laquering

DOWNLOADS

Catalogue

[Knock](#)

3D Files

[6712](#)

[6713](#)

3D Max Files

[6712](#)

[6713](#)

Assembly instructions

[6712](#)

[6713](#)

Photometric curve

[6712](#)

[6713](#)

Economic efficiency index

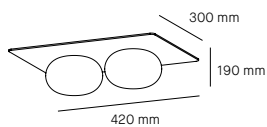
[6712](#)

[6713](#)

A blend of dynamism
and coherence

Satin triplex opal blown glass diffuser shade. 3.5 mm thick ash decorative shade, varnished on the wooden side and black lacquered on the other side of the shade. G9 interior lamp holder

in injected polycarbonate. Matt black finish. Screen fixing system, both decorative and glass diffuser, using a system of three internal springs fixed on the support.



Knock 42X30 W.

420 x 300 mm | H. 190 mm
2 x G9 Bulb retrofit



LED 4,8 W Code 2024 | CRI 80
600 lumens (x2) | 2.700 K
Not dimmable



LED 3,5 W Code 2990 | CRI 80
350 lumens (x2) | 2.700 K
Dimmable
Class I: Basic insulation

Finishes

6714 ● Ash wood /
● Matt black laquering

Satin triplex opal blown glass diffuser shade. 3.5 mm thick ash decorative shade, varnished on the wooden side and black lacquered on the other side

of the shade. G9 interior lamp holder in injected polycarbonate. Matt black finish. Screen fixing system, both decorative and glass diffuser, using a

system of three internal springs fixed on the support.

DOWNLOADS

Catalogue

[Knock](#)

3D Files

[6714](#)

3D Max Files

[6714](#)

Assembly instructions

[6714](#)

Photometric curve

[6714](#)

Economic efficiency index

[6714](#)