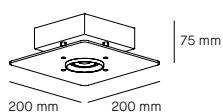


Equal



**Milan**

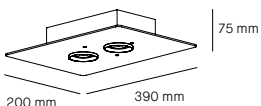


### Equal 20 C.

▶  
 220 x 220 mm | H. 75 mm  
 1 x GU10 Bulb Retrofit  
 LED 8 W 50 mm Code 2123 | CRI 80  
 700 lumens | 2.700 K  
 Dimmable  
 Class I: Basic insulation

#### Finishes

6707 ● Ash wood

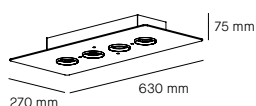


### Equal 39 C.

▶  
 270 x 390 mm | H. 75 mm  
 2 x GU10 Bulb Retrofit  
 LED 8 W 50 mm Code 2123 | CRI 80  
 700 lumens | 2.700 K  
 Dimmable  
 Class I: Basic insulation

#### Finishes

6708 ● Ash wood



### Equal 63 C.

▶  
 270 x 630 mm | H. 75 mm  
 4 x GU10 Bulb Retrofit  
 LED 8 W 50 mm Code 2123 | CRI 80  
 700 lumens | 2.700 K  
 Dimmable  
 Class I: Basic insulation

#### Finishes

6709 ● Ash wood



## DOWNLOADS

### Catalogue

[Equal](#)

### 3D Files

[6707](#)  
[6708](#)  
[6709](#)

### 3D Max Files

[6707](#)  
[6708](#)  
[6709](#)

### Assembly instructions

[6707 / 6708 / 6709](#)

### Photometric curve

[6707](#)  
[6708](#)  
[6709](#)

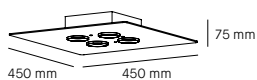
### Economic efficiency index

[6707](#)  
[6708](#)  
[6709](#)

## Geometric equidistance

3.5 mm thick ash decorative shade, varnished on the wooden side and black lacquered on the other side of the shade. Rear-base in machined steel. Finished in matt white lacquering (RAL

9016). Decorative frame is a fixed with a clip-on mechanism. Polycarbonate injected decorative ring. Assembly by pressure. Finishing in white and black. Both included in each model.



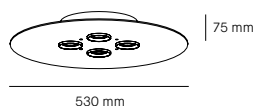
### Equal 45 C.



450 x 450 mm | H. 75 mm  
4 x GU10 Bulb Retrofit  
LED 8 W 50 mm Code 2123 | CRI 80  
700 lumens | 2.700 K  
Dimmable  
Class I: Basic insulation

### Finishes

6710 ● Ash wood



### Equal 63 C.



Ø 530 mm | H. 75 mm  
4 x GU10 Bulb Retrofit  
LED 8 W 50 mm Code 2123 | CRI 80  
700 lumens | 2.700 K  
Dimmable  
Class I: Basic insulation

### Finishes

6711 ● Ash wood

3.5 mm thick ash decorative shade, varnished on the wooden side and black lacquered on the other side of the shade. Rear-base in machined steel.

Finished in matt white lacquering (RAL 9016). Decorative frame is a fixed with a clip-on mechanism. Polycarbonate injected decorative ring. Assembly by

pressure. Finishing in white and black. Both included in each model.

## DOWNLOADS

### Catalogue

[Equal](#)

### 3D Files

[6710](#)

[6711](#)

### 3D Max Files

[6710](#)

[6711](#)

### Assembly instructions

[6710 / 6711](#)

### Photometric curve

[6710](#)

[6711](#)

### Economic efficiency index

[6710](#)

[6711](#)