



## EDGE ROUND

Design: Nital Patel



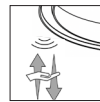
\*This product cannot be controlled by external trailing-edge dimmer



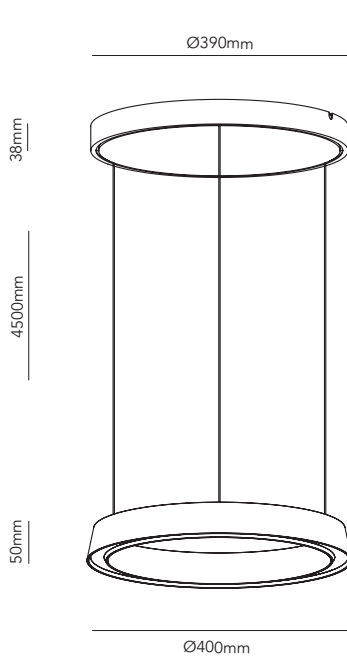
○ = ⏻  
ON / OFF  
swipe your hand under the sensor



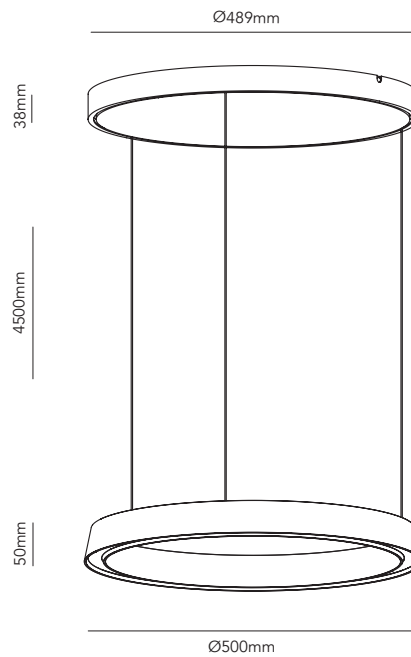
☀ = ☀  
DIMM  
hold your hand still under the sensor to adjust the light lev



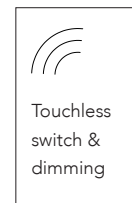
2700K ☀ = ☀ 5000K  
TUNABLE WHITE / TO WARM  
move your hand up to / away from the sensor and hold your hand still to set the color temperature



EDGE ROUND Ø400



EDGE ROUND Ø500



# EDGE ROUND - 2700-5000K

Design: Nital Patel

**LIGHT·POINT**  
C O P E N H A G E N

ART. NAME	EDGE ROUND Ø400	EDGE ROUND Ø500	
Art. no. rose gold	270532	270542	-
Art. no. titanium	270531	270541	-
EAN rose gold	5711389705329	5711389705428	-
EAN titanium	5711389705312	5711389705428	-
Material	Aluminum / Acrylic	Aluminum / Acrylic	-
Light source	Epistar+Edison	Epistar+Edison	-
Lifetime	50.000h	50.000h	-
Number of light sources	2	2	-
Electronical gear	N/A	N/A	-
Driver watt	35W	50W	-
Light source watt	10+20	12.5+24.5	-
System watt	30	37	-
Voltage	220-240V	220-240V	-
Dimmable	Yes	Yes	-
Lumen output	1800	2220	-
Lumen pr. watt	60	60	-
Flux	N/A	N/A	-
CCT (K)	2700-5000	2700-5000	-
RA/CRI	>90	>90	-
Mac Adam	3	3	-
Light distribution	Up/Down	Up/Down	-
Beam angle	N/A	N/A	-
Tilt angle	N/A	N/A	-
Cutout mm.	N/A	N/A	-
Rotation	N/A	N/A	-
Looping	N/A	N/A	-