



WEVER & DUCRÉ
LIGHTING

PIRRO 4.0

150451E5

Project

Type

Notes

Quantity

Date

GENERAL

Ceiling

Recessed

Signal White + Jet Black

IP20

Interior

1630 lm

LED

3000 K

CRI 90

L70 / 50000 h

3-step binning

OPTICAL

Flood

Beam angle 32°

PHYSICAL

Length 188 mm

Width 56 mm

Height 43 mm

0.28 kg

ELECTRICAL

excl. power supply

36 V

Total connected power 14 W

500 mA

PC3

Safety distance 0.3 m

CUTOUT

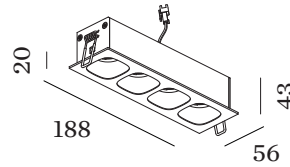
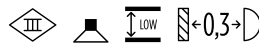

Length 181 mm

Width 50 mm

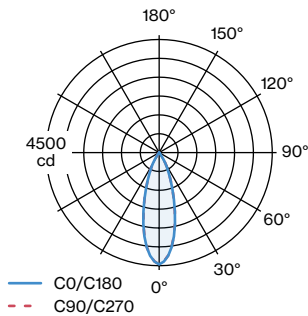
Min. ceiling thickness 4 mm

Max. ceiling thickness 25 mm

Recessed depth 60 mm



LIGHT DISTRIBUTION





WEVER & DUCRÉ
LIGHTING

PIRRO 4.0

150451E5

CONE DIAGRAM

32°

h (m)	E0° (lx)	ø (m)
1	4450	0.57
2	1110	1.15
3	494	1.72
4	278	2.30
5	178	2.87

Maintenance Factors

Operating Time [h]	10 000	20 000	30 000	40 000	50 000
LLMF	0.92	0.88	0.83	0.79	0.76
LSF	1	1	1	1	1

MF	LMF × RSMF × LLMF × LSF	RSMF ^a	Room Surface Maintenance Factor
MF	Maintenance Factor	LLMF	Lamp Lumens Maintenance Factor
LMF ^a	Luminaire Maintenance Factor	LSF	Lamp Survival Faktor

^a According to "CIE 97, Maintenance of indoor electric lighting systems", 2005, ISBN 3-900-734-34-8. The values must be determined by the planner.

ELECTRONICAL

Power Supply 500mA

TYPE	L · W · H (MM)	VOLTAGE	ORDERCODE
20W dim	122 · 41 · 23		9 0 2 2 4 6 0 2
20W 5-40V DALI 0-100%	111 · 52 · 22	5-40V	9 0 2 4 4 6 0 2
20W 6-40V DALI 0-100%	150 · 52 · 28	5-40V	9 0 2 4 4 6 0 3

OPTICAL

Honeycomb

TYPE	COLOUR	(MM)	ORDERCODE
CENO PIRRO BLIEK PETIT	Pure White	29	9 0 0 5 1 1 3 0
CENO PIRRO BLIEK PETIT	Signal Black	29	9 0 0 5 1 1 3 1



e29