


PRODUCT DATA SHEET

Febe



In Febe, everything is reduced to a minimum and built around the optical engine that, with maximum yield in minimum thickness, ensures excellent performance to illuminate an entire room. Febe has an elementary shape, yet a rich performance, it focuses on light emission and its formal simplicity makes it almost invisible in space. A uniform light disk protrudes from the surface of the ceiling/wall, the colour frame moves back inwardly and can only be seen from the side. Designed for home environments, its essential shape makes it fit for all spaces.

Dove Grey



Orange









Turquoise



LED

CE    750° IP40



Watt	Luminous Flux (lm)	CCT	Color	Code	Product name
30W	2182lm	2700K		0241W20A	Febe Led 2700K - Dove grey
				0241W10A	Febe Led 2700K - Orange
				0241W30A	Febe Led 2700K - Turquoise
	2260lm	3000K		0241320A	Febe Led 3000K - Dove grey
				0241310A	Febe Led 3000K - Orange
				0241330A	Febe Led 3000K - Turquoise



Designers



› Ernesto Gismondi